



These thermoelectrically cooled red light emissive modules are composed of a LASER diode, a Peltier element, an electronic driver and a collimation optic system, all packaged in a mixed aluminum/ceramic body. Each device features an anti-reflex treated high quality glass lens, assuring a good collimation and a limited diffraction. Output power is stabilized over the entire temperature range.


Their microprocessor based temperature control system maintains a user definable constant diode temperature, allowing the use of these lasers in applications demanding longer lifetime, consistency and wavelength stability. The setpoint temperature is adjustable via two input lines and is automatically saved in an internal FLASH memory. A simple monitor serial link can be realized with a plastic fiber and a WLI01M adapter.

Features

- High quality LASER diode
- High quality glass lens
- Stabilised output power
- Over-temperature protection
- Extended laser diode lifetime
- Excellent wavelength and power stability

Applications

- Spectroscopy
- Microscopy
- Medical
- Particles detection
- Distance measurement
- Frequency stabilisation of laser modules



Technical specifications

Supply voltage	+5V±10% / 1A max.
Output power[†]	1 ÷ 15 mW
Wavelength[†]	635 ÷ 670 nm
Beam[†]	collimated, 4x2 mm
Divergence	0,4 mrad max.
Boresight	5 mrad typical
Operating temperature	15 ÷ 35°C
Temperature setpoint	15 ÷ 35°C in 0.1 up/down increments
Temperature stability	±0.05°C
Weight	TBD

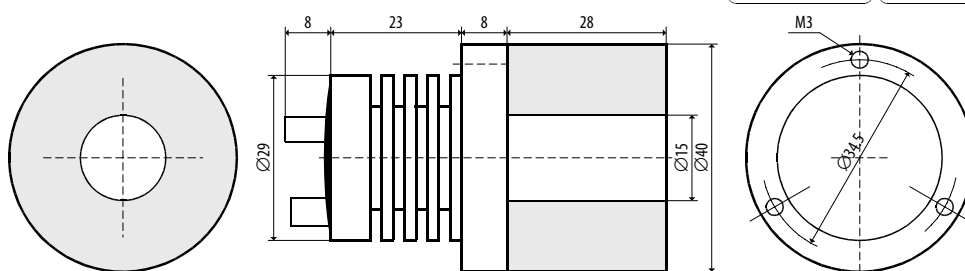
[†]See the ordering codes

[†]Fibred and other options are available on request

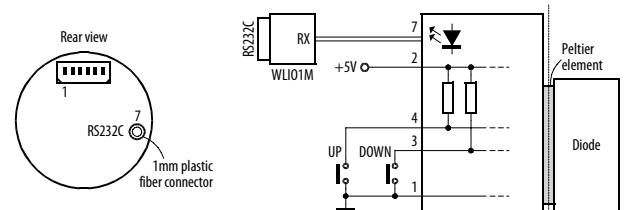
Ordering codes

WLTECxxx-xx		1	- 1 mW
		2	- 2 mW
		3	- 3 mW
		5	- 5 mW
		10	- 10 mW
		15	- 15 mW
		635	- 635 nm
		650	- 650 nm
		670	- 670 nm




Mechanical data



Connections



- | | | |
|---|-----------------|---|
| 1 | GND | Ground. |
| 2 | +5V | Power supply. |
| 3 | DOWN | Setpoint decrement input, active on the rising edge. A short pulse decrements the setpoint by 0.1°C, a pulse longer than 1s by 1°C. |
| 4 | UP | Setpoint increment input, active on the rising edge. A short pulse increments the setpoint by 0.1°C, a pulse longer than 1s by 1°C. |
| 5 | RESERVED | Must be left floating. |
| 6 | RESERVED | Must be left floating. |
| 7 | RS232C | ASCII data output, 115200 Baud, 8 data bits, 1 stop bit, no parity. An WLI01M adapter is required. |

<p>AVOID EXPOSURE Laser radiation is emitted from this aperture</p>  <p>CAUTION LASER RADIATION DO NOT STARE INTO BEAM CLASS 2 LASER PRODUCT</p> <p>Complies with US 21 CFR 1040, CEI 60825-1</p> <p>Output <1mW Wavelength 635-670nm</p> <p>Made in France CE</p>	<p>AVOID EXPOSURE Laser radiation is emitted from this aperture</p>  <p>CAUTION LASER RADIATION AVOID INDIRECT EYE EXPOSURE CLASS 3B LASER PRODUCT</p> <p>Complies with US 21 CFR 1040, CEI 60825-1</p> <p>Output <5mW Wavelength 635-670nm</p> <p>Made in France CE</p>	<p>AVOID EXPOSURE Laser radiation is emitted from this aperture</p>  <p>CAUTION LASER RADIATION AVOID EXPOSURE TO BEAM CLASS 3B LASER PRODUCT</p> <p>Complies with US 21 CFR 1040, CEI 60825-1</p> <p>Output <0.5W Wavelength 635-670nm</p> <p>Made in France CE</p>
--	--	--